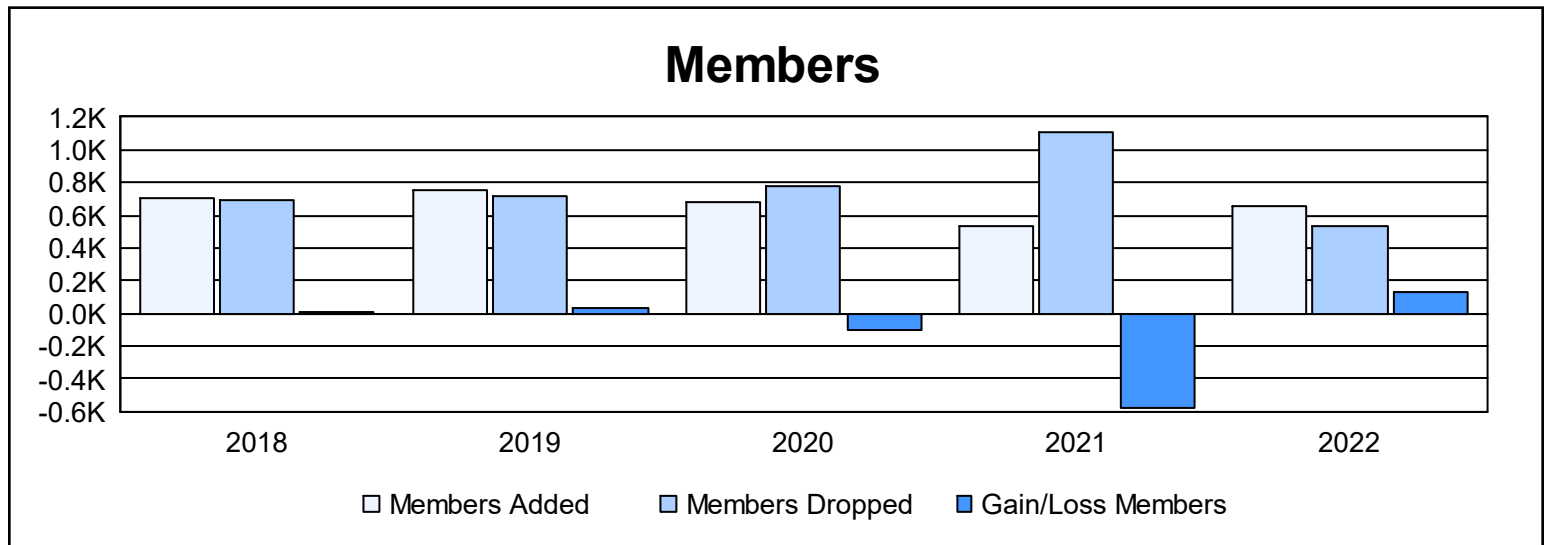
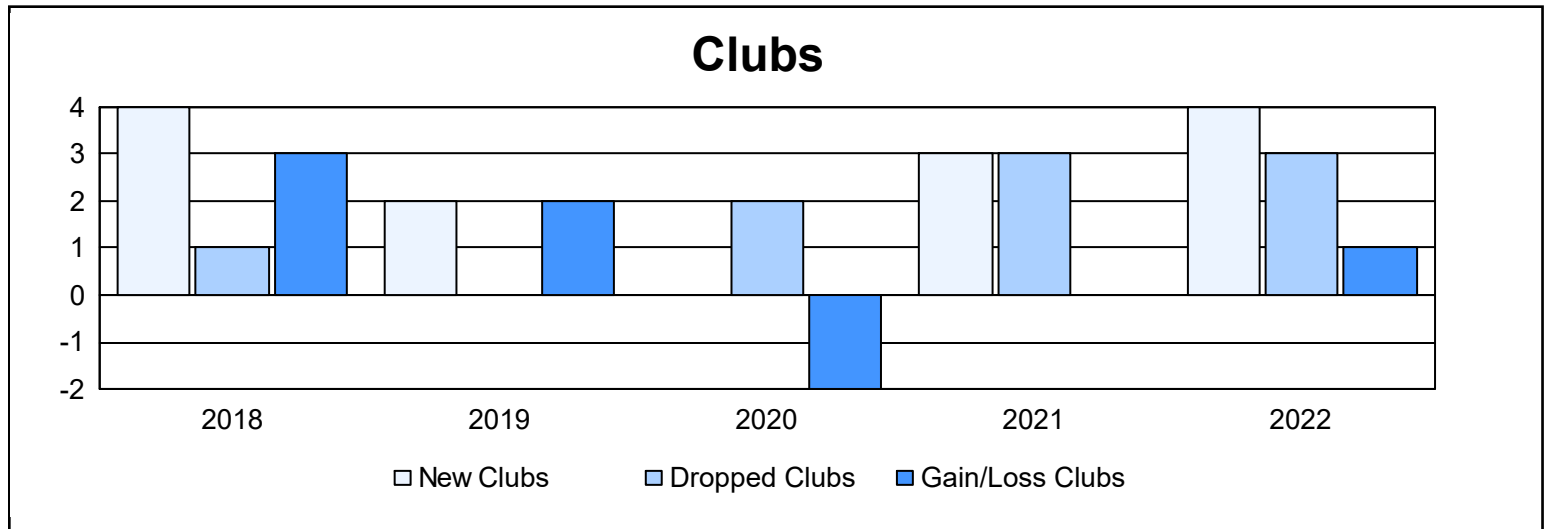
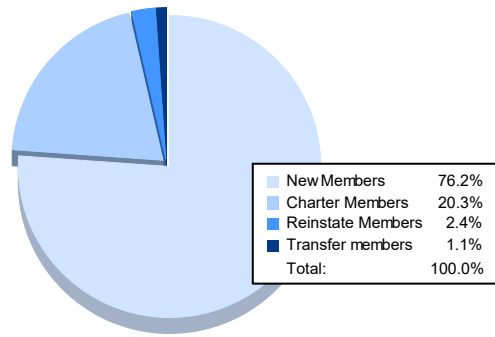


Year	New Clubs	Dropped Clubs	Gain/ Loss Clubs	New Members	Charter Members	Reinstate Members	Transfer Members	Total Member Added	Total Members Dropped	Gain/ Loss Members
2017-2018	4	1	3	557	128	14	2	701	688	13
2018-2019	2	0	2	660	79	10	3	752	716	36
2019-2020	0	2	-2	644	16	17	8	685	784	-99
2020-2021	3	3	0	412	87	25	4	528	1,102	-574
2021-2022	4	3	1	500	133	16	7	656	529	127
<b>Average</b>	<b>3</b>	<b>2</b>	<b>1</b>	<b>555</b>	<b>89</b>	<b>16</b>	<b>5</b>	<b>664</b>	<b>764</b>	<b>-99</b>



### Membership Composition June 2022 Cumulative



### Gender Composition June 2022 Cumulative

